


# SMD TCXO 2.5 x 2.0 x 0.8 mm 7L Series

## Features

- Temperature Stability:  $\pm 0.5$  ppm ~  $\pm 2.0$  ppm.
- Operating Temperature Range:  $-30$  °C ~  $85$  °C.
- Supply Voltage:  $1.8$  V ~  $3.3$  V .
- Voltage Control Function Available.
- Frequencies: 16.367667 MHz, 16.368 MHz, 16.369 MHz, 19.2 MHz, 26 MHz, 33.6 MHz, 38.4 MHz, 40 MHz, 52 MHz.
- Applications: GPS, WiMAX, Cellular and Wireless Communications.
- RoHS Compliant / Pb Free.

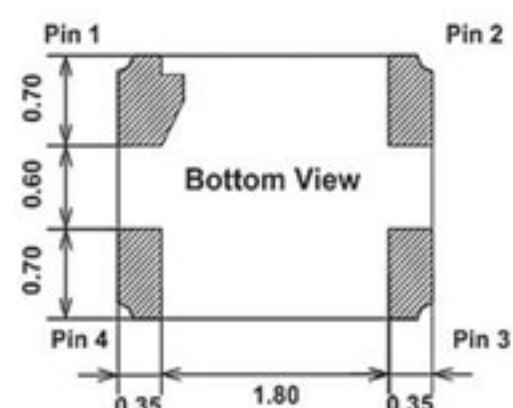
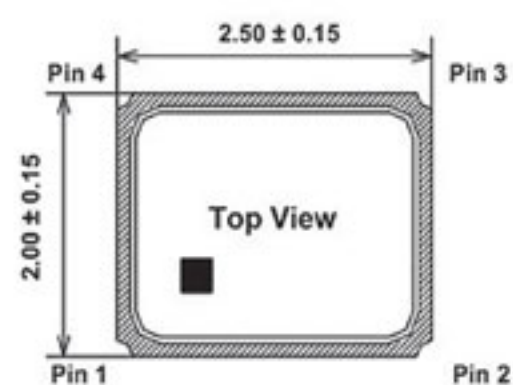


## Electrical Specifications

Item / Type		7L
Output Type		Clipped Sinewave
Output Load		10K $\Omega$ // 10 pF
Oscillation Mode		Fundamental
Supply Voltage		1.8 ~ 3.3 V
Frequency Range		13 ~ 52 MHz
Clipped Sinewave Output Voltage		0.8 Vp-p Min.
Frequency Stability	Vs. Temperature ( - 30 ~ + 85 °C )	$\pm 0.5$ / $\pm 2.0$ ppm
	Vs. Load ( Load varies $\pm 10$ % )	$\pm 0.2$ ppm Max.
	Vs. Supply Voltage ( Vcc = Typical $\pm 0.1$ V )	$\pm 0.2$ ppm Max.
Frequency Tolerance	at 25 °C after 2 Reflows with Typical Applied to Auto Frequency Control Pin	$\pm 2.5$ ppm Max.
Slope of Frequency Drift		$\pm 0.1$ ppm / °C Typical ; $\pm 0.5$ ppm / °C Max.
Storage Temperature Range		$-40$ ~ $+85$ °C
Auto Frequency Control ( AFC ) Range *		$\pm 7$ ~ $\pm 16$ ppm (1.4V+/-1V)
Supply Current		2.0 mA Max.
Start-up Time		5 ms Max.
Harmonics		- 5 dBc Max.
Phase Noise at 1 kHz offset		- 130 dBc / Hz
Aging ( at 25 °C )		$\pm 1$ ppm / year Max.

\* AFC Range is selective and disable is acceptable.

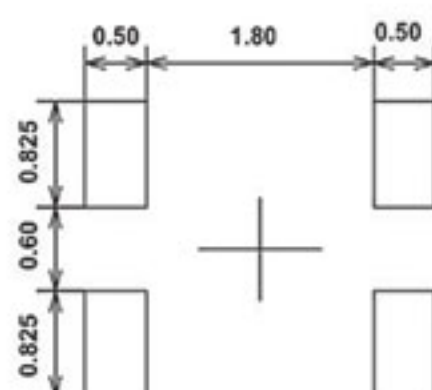
## Dimensions



### Pin Connection

Name	Connection
Pin 1	AFC or GND
Pin 2	GND
Pin 3	OUTPUT
Pin 4	VCC

### Recommended Land Pattern



Units: mm